



# Quakertown Community School District

Teacher Back-to-School Survey  
Fall 2020-21



Report created by  
Panorama Education



## Summary

Topic Description	Results
<b>Learning Model</b>	<b>29%</b>
<b>School Public Health Measures</b>	<b>45%</b>
<b>Staff Professional Needs</b>	<b>45%</b>
<b>Staff Relationships</b>	<b>39%</b>
<b>Staff-School Communication</b>	<b>58%</b>
<b>Student Engagement</b> How much students pay attention to and are invested in what goes on in the classroom.	<b>50%</b>
<b>Student Needs</b>	<b>46%</b>

249 responses

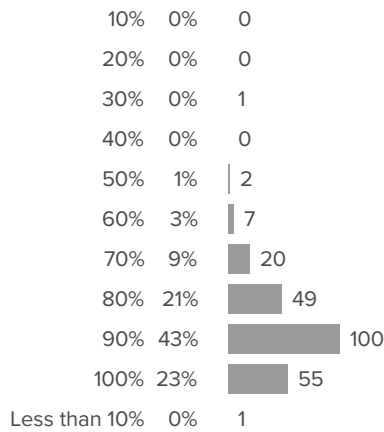


# Academic Needs

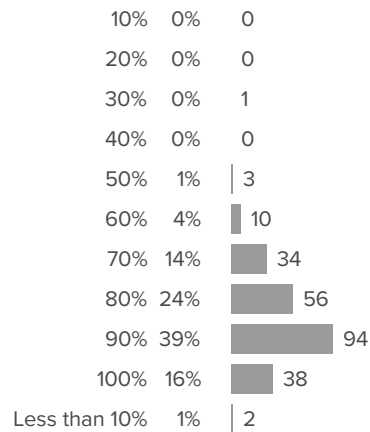
## How did people respond?

---

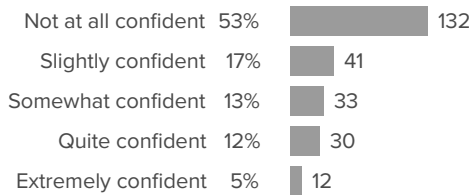
**Q.1: What percentage of your in-person students are attending class regularly?**



**Q.2: What percentage of your in-person students are completing their work?**



**Q.3: How confident are you with the implementation of the District Health and Safety plan by the school board?**





# Learning Model

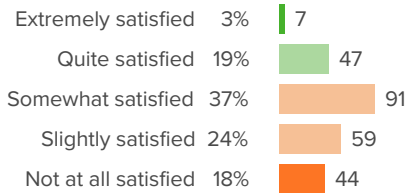
Your average

# 29%

249 responses

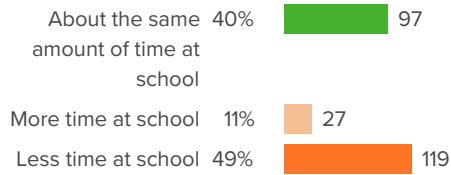
## How did people respond?

### Q.1: How satisfied are you with the current learning model at your school?



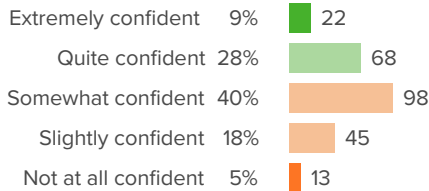
Favorable: **22%**

### Q.2: Do you think you should spend less or more time teaching in person at school right now?



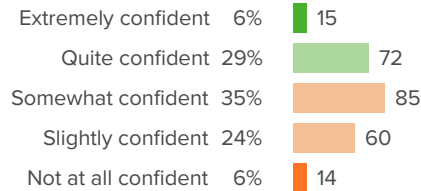
Favorable: **40%**

### Q.3: How confident are you that you can provide effective instruction in the current learning model?



Favorable: **37%**

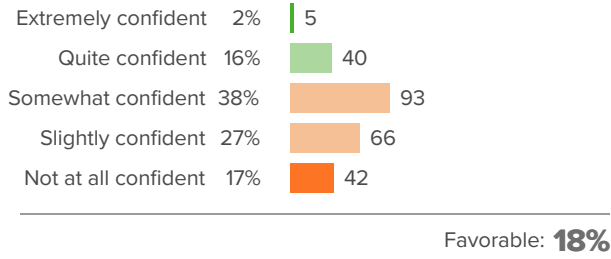
### Q.4: How confident are you that you can motivate your students to learn in the current model?



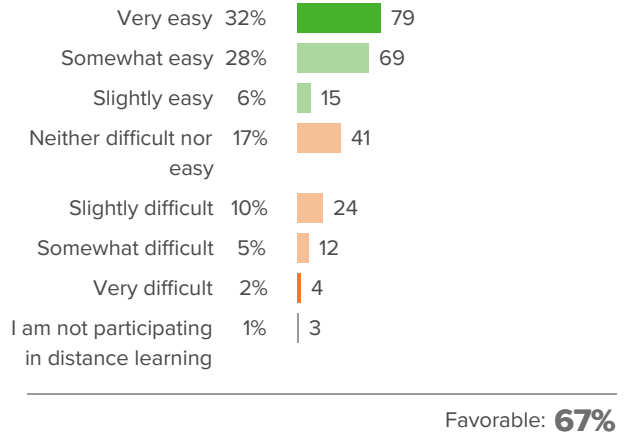
Favorable: **35%**



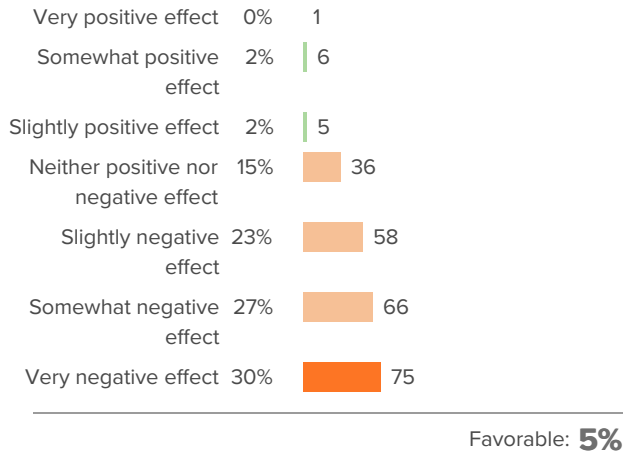
**Q.5: How confident are you that you can help your students who need the most academic support in the current learning model?**



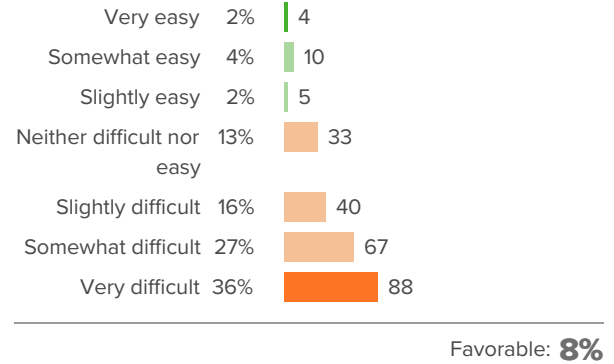
**Q.6: How difficult or easy is it for you to use the distance learning tools (video calls, learning applications, etc.)?**



**Q.7: What kind of effect is the current learning model having on your social-emotional well-being?**



**Q.8: How difficult or easy is it to support other people in your life (family, friends, loved ones, etc.) with the current learning model?**



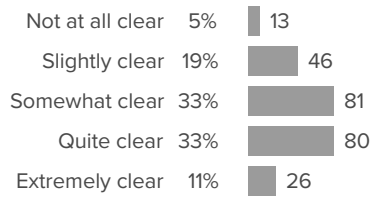


# School Leadership


How did people respond?

---


**Q.1: How clear has communication from district leadership been on COVID-related safety measures and protocols?**



**Q.2: How confident are you with the implementation of the District Health and Safety plan by building leadership?**



**Q.3: How confident are you with the implementation of the District Health and Safety plan by district leadership?**





# School Public Health Measures

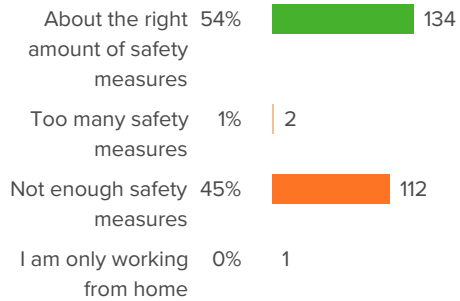
Your average

**45%**

249 responses

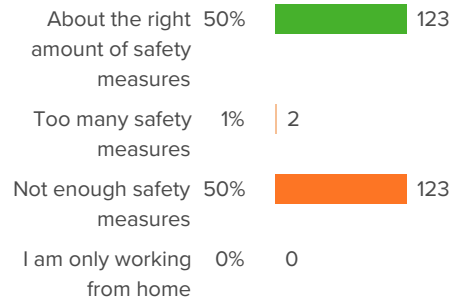
## How did people respond?

### Q.1: How would you describe the level of COVID-related safety measures and protocols in your building to keep students healthy?



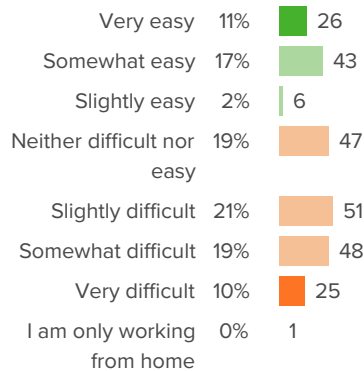
Favorable: **54%**

### Q.2: How would you describe the level of COVID-related safety measures and protocols in your building to keep staff healthy?



Favorable: **50%**

### Q.3: How difficult or easy has it been for you to implement the COVID-related safety measures and protocols in your building?



Favorable: **30%**



# Staff Professional Needs

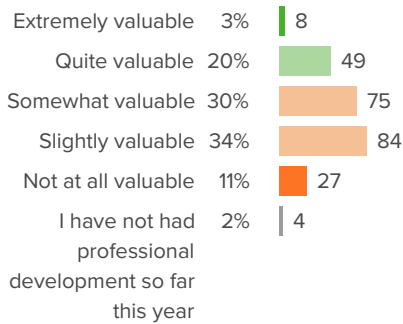
Your average

# 45%

249 responses

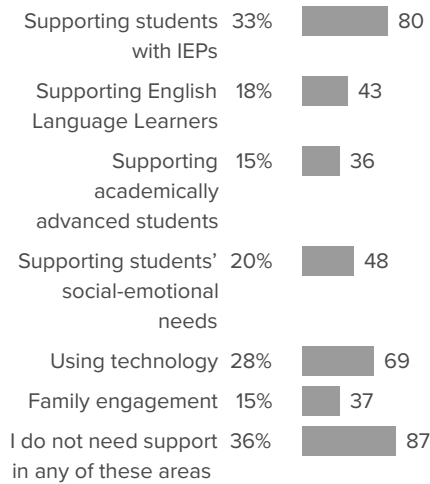
## How did people respond?

### Q.1: How valuable has professional development been so far this year?

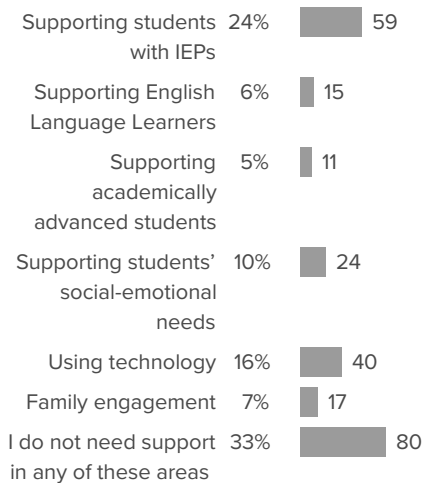


Favorable: **23%**

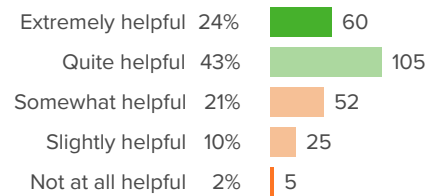
### Q.2: So far this year, do you need additional support in any of the following areas? [Select all that apply]



### Q.3: Which area do you need the most support in right now?



### Q.4: How helpful has leadership at your school been in resolving challenges so far this year?



Favorable: **67%**





# Staff Relationships

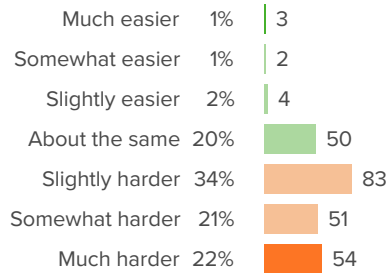
Your average

**39%**

249 responses

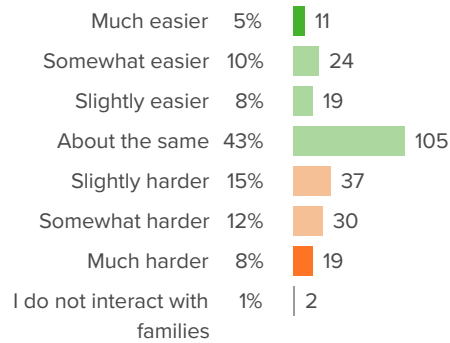
## How did people respond?

**Q.1: Compared to past years, how much harder or easier is it to form relationships with your students right now?**



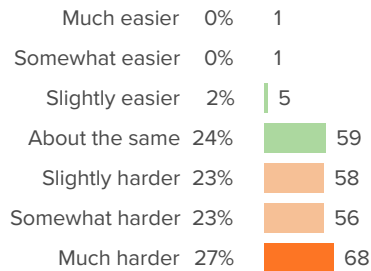
Favorable: **24%**

**Q.2: Compared to past years, how much harder or easier is it to connect with families right now?**



Favorable: **65%**

**Q.3: Compared to past years, how much harder or easier is it to form relationships with your colleagues right now?**



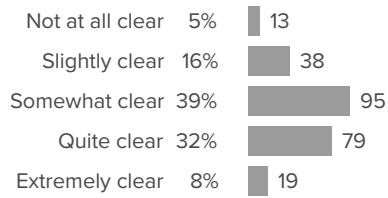
Favorable: **27%**



# Staff-Leadership Relationships

How did people respond? \_\_\_\_\_

**Q.1: How clear has communication from district leadership been about the school's learning model?**





# Staff-School Communication

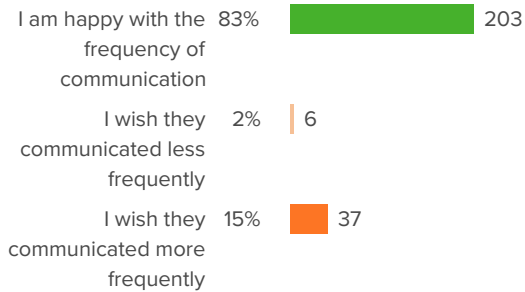
Your average

# 58%

249 responses

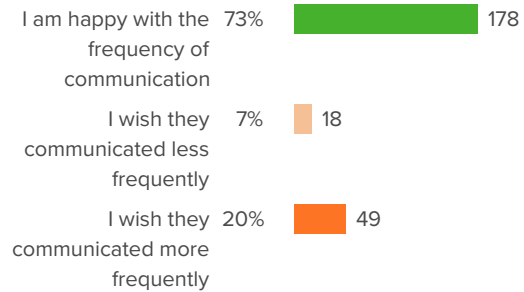
## How did people respond?

### Q.1: How satisfied are you with the frequency of communication from school leadership?



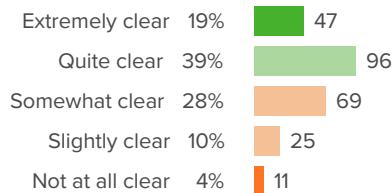
Favorable: **83%**

### Q.2: How satisfied are you with the frequency of communication from district leadership?



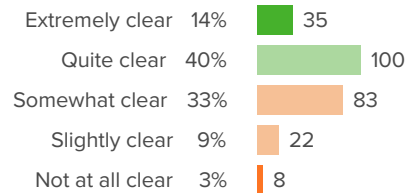
Favorable: **73%**

### Q.3: How clear has communication from school leadership been on COVID-related safety measures and protocols?



Favorable: **58%**

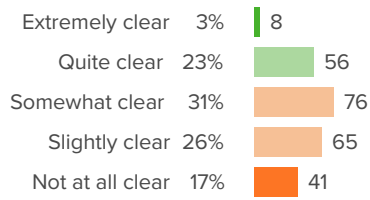
### Q.4: How clear has communication from school leadership been about the school's learning model?



Favorable: **54%**

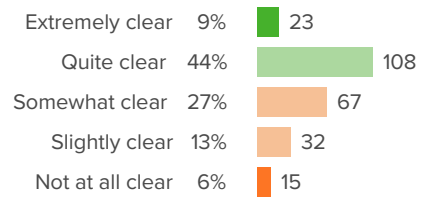


**Q.5: How clear is the process for requesting medical leave time from work?**



Favorable: **26%**

**Q.6: How clear is the process for notifying the school about concerns with a student's health or well-being?**



Favorable: **53%**



# Student Engagement

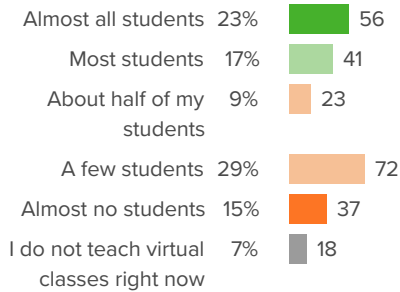
Your average

## 50%

249 responses

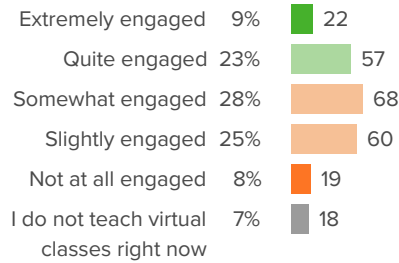
### How did people respond?

#### Q.1: In the past week, how many of your students regularly participated in your virtual classes?



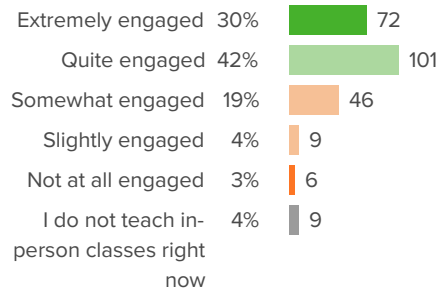
Favorable: **42%**

#### Q.2: In the past week, how engaged have students been in your virtual classes?



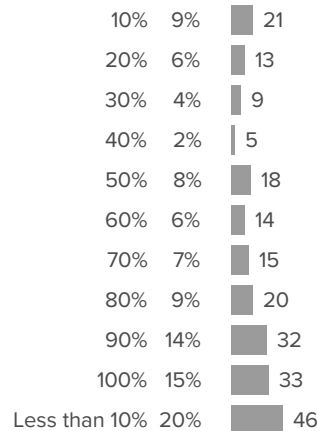
Favorable: **35%**

#### Q.3: In the past week, how engaged have students been in your in-person classes?



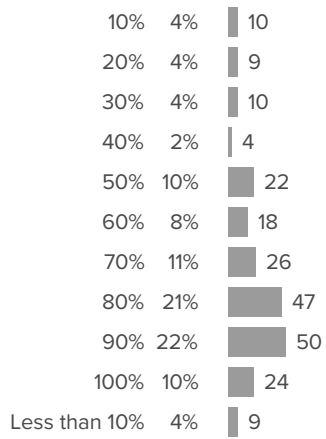
Favorable: **74%**

#### Q.4: What percentage of your virtual students are attending class regularly?





**Q.5: What percentage of your virtual students are completing their work?**





# Student Needs

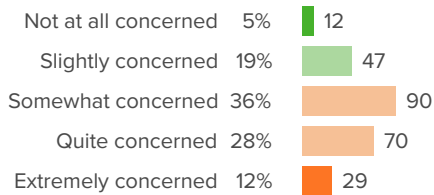
Your average

# 46%

249 responses

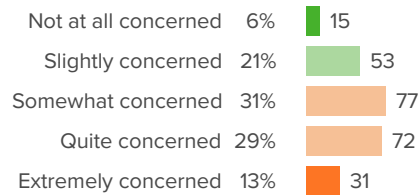
## How did people respond?

### Q.1: How concerned are you about students' academic growth right now?



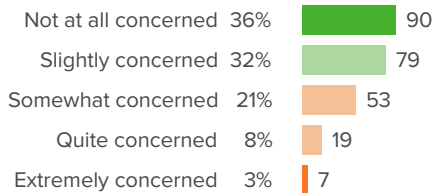
Favorable: **24%**

### Q.2: How concerned are you about students' social-emotional well-being right now?



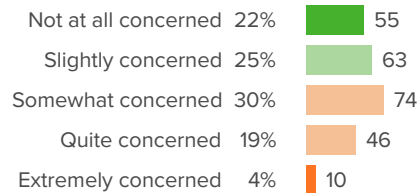
Favorable: **27%**

### Q.3: How concerned are you about students' behavior right now?



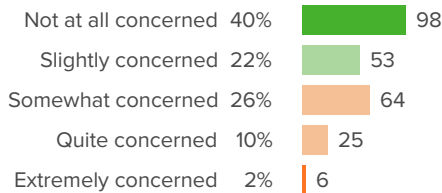
Favorable: **68%**

### Q.4: How concerned are you about students' peer relationships right now?



Favorable: **48%**

### Q.5: How concerned are you about students' relationships with adults at school right now?



Favorable: **61%**